



Celebrating twenty years of excellence
1991 – 2011

Distribútor pre SR: SPORTS spol.s r.o.
www.sports.sk

CONTENTS

Novinky 4

Nové modely 6

Nové farby

CRANKBAITS & TWITCHBAITS

Salmo Boxer 8

Salmo Bullhead 10

Salmo Butcher 12

Salmo Fatso Crank 14

Salmo Frisky 16

Salmo Hornet 18

Salmo Hornet 9 20

Salmo Executor 22

Salmo Fanatic 24

Salmo Teno 26

Salmo Tiny 28

Salmo Minnow 30

Salmo Sting 32

Salmo Thrill 34


Salmo Perch 36


Salmo Skinner 38

Salmo Whitefish 40

Salmo Warrior Crank 42

Salmo Pike 44

Salmo Whacky 46



JERKBAIT & PULLBAITS

Salmo Jack	48
Salmo Fatso	50
Salmo Slider	52
Salmo Sweeper	54

VERTICAL LURES

Salmo Chubby Darter	56
Salmo Giant Chubby	58
Salmo Zipper	60

SURFACE LURES

Salmo Pop	62
Salmo Rover	64
Salmo Spittin' Rover	66
Salmo Maas Marauder	68
Salmo Turbo Jack	70

Doplňky a reklamné materiály

Doplňky a reklamné materiály	72
------------------------------	----



SALMO NEW MODELS 2012 WHACKY



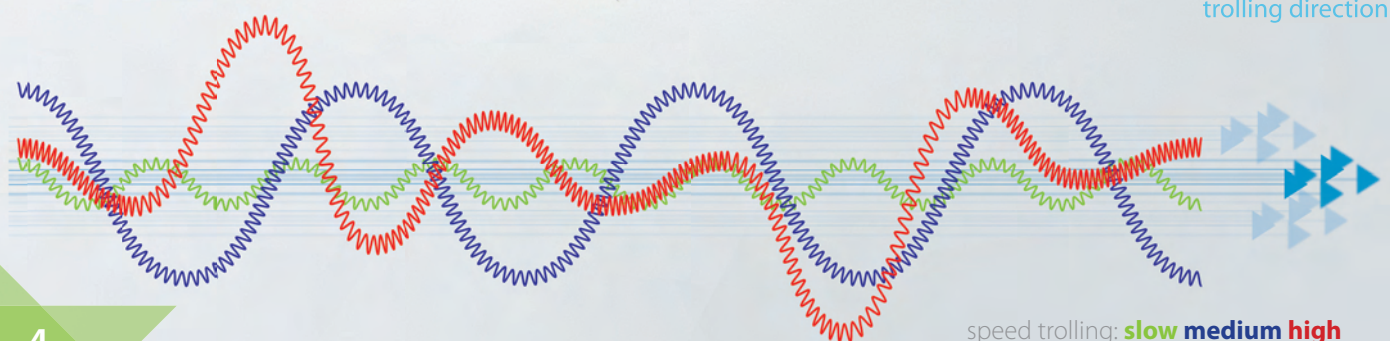
WHACKY

You can see from the first kick that the action is sensitive, unstable, and the action changes all the time depending on the trolling speed. With slow speed the lure action is more stable/slow, for cold water fish. When you increase the speed, the personality of the lure changes and the action becomes more fast, the lure start to go side to side and shake. The swimming balance of the lure is made by using foam on the body of the lure, which makes the lure more floatable and the round swimming lip makes the unique swimming action possible. The lure also makes attractive noise in the water, when the hooks hit the body.



Thanks to unique lip shape and precise weight balance, Whacky action is absolutely inimitable and irregular.

UNIQUE WHACKY SWIMMING ACTION



ZIPPER 4

NEW
2012



Jason Mitchell,
Legendary walleye fishing guide
and host of Jason Mitchell Outdoors Television

The Salmo Zipper is the ultimate rattle bait for triggering big walleyes on the ice. The lure has a realistic profile and vibration that is backed with an extra loud rattle chamber. This lure doesn't tangle on the hard snap but still vibrates on the softest stroke. Extremely versatile and effective for performing several maneuvers that trigger walleyes. Fish don't hit these lures, they try to kill them. Loud rattle baits are one of the hottest presentations for walleyes on the ice right now and the Salmo Zipper is the most effective lure in its class.

Jason Mitchell



Tom Zenanko
Host of Ice Fishing Today TV.

The all new Salmo Zipper #4 has made me a believer in Salmo performance for sure. On the outside it looks like a classic lipless crankbait, but in the water, it vibrates more, tracks true and can be fished equally well in open water or vertically for ice fishing. I have never seen a lure designed with such balance and performance in any water condition. Without a doubt, if you ever get the chance to tie on a Zipper #4, you won't be disappointed, it catches almost anything that swims.

Tom Zenanko

ZIPPER 4

Is a younger brother of Zipper 7. Heavier weights of its body, compared to larger Zipper allowed it to gain new characteristic. Despite its small size, it can be cast effortlessly for a long distances and fish depths. It also proves itself when fishing vertical, both from the boat as from the ice. Its attractiveness is even raised by a wide variety of colours based on luminescent and holographic dyes.

This weekend I had the opportunity to jig this bait over open water. First of all, the biggest thing that stuck out to me was the fact that this bait NEVER fouled! I could snap this bait with my rod tip, let it free fall and it always stayed tangle free. Now I have been jigging lipless baits for three years and have never jigged a bait that wouldn't foul once in a while, but all weekend this bait never fouled. The amount of vibration and flashes as well as rattles that this bait gave off was amazing! For its size, the little Zip is LOUD and PROUD! The flash is as good as any bait twice its size. I used this bait jigging as well as casting to the shallows to catch spawning Large Mouth as well as cruising northerns. I was amazed at how well the perch loved this bait. This bait is just the right size for everything! I give this bait a 5 out of 5 stars for versatility and multi species andaction. This is a winner!!!!!!

Matthew LaFond (Schueler, LaFond and Associates)

NEW colour 2012

BOXER



SGH - Silver Ghost



NAV - Navigate

STING



RBL - Real Bleak

MINNOW



OTR - Orange Trout

FATSO CRANK



RD - Real Dace

TINY



BT - Black Tiger

HORNET



RD - Real Dace

PERCH



HGS - Holo Grey Shiner



BSS - Black Silver Shad



PB - Pearl Blue



SWS - Silver White Shad

SKINNER



HP - Hot Perch

EXECUTOR



HSH - Holo Shiner
Salmo holographic



GFP - Gold Fluo Perch
Salmo holographic

SWEEPER



RGS - Real Grey Shiner



RR - Real Roach

ZIPPER



SBS - Silver Blue Shad



GFP - Gold Fluo Perch

SLIDER



NAV - Navigate



PUT - Purple Tiger



GFP - Gold Fluo Perch
Salmo holographic

FATSO



RD - Real Dace

ROVER



WSP - Wasp

SPITTIN' ROVER



WSP - Wasp

SALMO BOXER

since 2003

Lure type - crankbait
In the salmo offer since - 2003
Available sizes - 4 and 7 cm
Available versions - shallow runner and super deep runner
Available colours - 5
Recommended method of fishing - casting, trolling
Recommended for - bass, pike, perch, catfish



• SalmoBOXER 7 YC / SDR

• SalmoBOXER 4 RC / SR

model	version	length (cm)	weight (g)	hooks	recommended line (mm)	diving depth (m) spinning/trolling
BX4SR	floating	4,5	6	Two - No.8	0,20	0,5/1,5
BX4SDR	floating	4,5	7	Two - No.8	0,20	1,5/3,0
BX7SR	floating	7	26	Two - No.2	0,25	1,0/2,0
BX7SDR	floating	7	28	Two - No.2	0,25	2,5/5,0

BOXER

Boxer is a typical crankbait, with a very strong action, easily felt through the rod. Available in two sizes – 4 and 7 cm, and two versions – shallow (SR) and super deep runner (SDR). Boxers are a floating bait that has a built in rattle making them deadly in coloured water.



Available colours:

NAV - Navigate / SGH - Silver Ghost / GT - Green Tiger / RC - Red Crawdad / YC - Yellow Crawdad

How to fish with Boxer

The Boxers are floating lures, so you can quickly pull the lure under the surface with a few fast turns of the reel then pause and allow the Boxer to rise a little before resuming the retrieve, sometimes you should let the Boxer rise to the surface and allow it to float for a moment. With the shallow version you can even fish it as a surface lure, with the rod tip held high to stop it diving you can slowly retrieve and every couple of seconds just add a gentle twitch with the rod. Both SR and SDR versions are suitable for trolling and both work well even at high speed. To attain greater depths (up to 10m) we use an additional 20 - 50g weight placed one meter in front of the lure.



SALMO BULLHEAD

since 1991

Lure type - crankbait

In the salmo offer since - 1991

Available sizes - 4, 6 and 8 cm

Available versions - floating, sinking and super deep runner

Available colours - 4

Recommended method of fishing - casting, trolling.

Recommended for - trout, zander, walleye, bass, perch



• Salmo BULLHEAD 4 HBDP / F

• Salmo BULLHEAD 4BD / S

model	version	length (cm)	weight (g)	hooks	recommended line (mm)	diving depth (m) spinning/trolling
BD4F	floating	4,5	3	Two - No.8	0,18	0,5/1,0
BD4S	sinking	4,5	5	Two - No.8	0,18	1,0/2,0
BD6F	floating	6	6	Two - No.6	0,20	1,0/1,5
BD6S	sinking	6	8	Two - No.6	0,20	1,5/2,5
BD4SDR	floating	4,5	3,5	Two - No.8	0,18	1,5/3,0
BD6SDR	floating	6	7	Two - No.6	0,20	2,5/5,0
BD8SDR	floating	8	17	Two - No.4	0,25	3,5/8,0

BULLHEAD

Is one of the oldest models in Salmo's range. It is still the only imitation of a bullhead or flathead minnow on the market after all these years. A proven fish catcher for predators on many different fisheries and venues – from small, fast water streams to the big lakes. In three sizes – 4, 6 and 8 cm, as a floating (F), sinking (S) and super deep runner (SDR) versions

Bullhead F, S



Bullhead SDR



Available colours:

CYP - Clown Yellow Perch / BD - Bullhead / HBD - Hot Bullhead / HP - Hot Perch

How to fish with Bullhead

In fast-flowing small streams you can fish the Bullhead both upstream and downstream, the most effective method is casting upstream then retrieving, the lure in an arc across the flow back to your feet. In water with lots of snags the SDR version is indispensable for its unique ability to bounce off and over obstacles. In larger rivers it is best to cast the Bullhead upstream then retrieve it as slowly as possible with numerous pauses mixed with gentle twitches. For slow trolling the SDR is the best choice, keeping the lure 30 meters behind the boat.

JERKBAIT & PULLBAITS

SURFACE LURES

VERTICAL LURES

SALMO BUTCHER

since 1991

Lure type - crankbait
In the salmo offer since - 1991
Available sizes - 5 cm
Available versions - floating, sinking and super deep runner
Available colours - 7
Recommended method of fishing - casting, trolling
Recommended for - pike, perch, zander, trout, walleye, bass

F,S

SDR

• Salmo BUTCHER 5 BR / F

• Salmo BUTCHER 5 GT / SDR

model	version	length (cm)	weight (g)	hooks	recommended line (mm)	diving depth (m) spinning/trolling
BR5F	floating	5	5	Two - No.8	0,20	0,8/1,5
BR5S	sinking	5	7	Two - No.8	0,20	1,0/2,0
BR5SDR	floating	5	6	Two - No.8	0,23	2,5/4,0

BUTCHER

An inconspicuous crankbait, that is a consistent performer in Salmo's range right from the word go, our company start in 1991. Despite the small changes in its construction it is still in the top-sellers list and has a huge number of fans in many countries. Recommended for any type of fishery. Available in one size – 5cm as a sinking (S), floating (F) or a super deep runner (SDR) version.



Available colours:

BE - Beatle / BR - Butcher / GS - Grey Silver / GT - Green Tiger / HBR - Hot Butcher / PH - Perch / RH - Red Head

How to fish with Butcher

The floating version is best cast downstream then retrieved slowly and steadily against the flow; remember to pause the lure for a few seconds near fish-holding features to trigger strikes. The sinking version can also be fished upstream, just retrieve the lure at mid-depth as slowly as possible with a few short, soft twitches; the SDR is also suitable for upstream and downstream retrieves. When fishing in lakes or slow-flowing rivers with the SDR version you should sweep the rod tip around to dive the lure down to your required depth then retrieve it quite quickly and erratically.

SALMO since 2005

FATSO CRANK



Lure type - crankbait
 In the salmo offer since - 2005
 Available sizes - 10 and 14 cm
 Available versions - floating
 Available colours - 7
 New colour for 2012 - RD Real Dace
 Recommended method of fishing - casting, trolling
 Recommended for - pike, muskie, catfish, bass



• Salmo FATSO CRANK 14 RHP / F

• Salmo FATSO CRANK 10 TT / F

model	version	length (cm)	weight (g)	hooks	recommended line/ braided line	diving depth (m) spinning/trolling
F10C	floating	10	38	Two - No.1	0,30/0,20 (mm)	0,8/1,5
F14C	floating	14	90	Two - No.4/0	0,40/0,25 (mm)	1,0/2,0

FATSO CRANK

Fatso Crank is an unusual, surface crankbait available in two sizes – 10 and 14cm. The large, compact body and shallow diving depth makes this lure absolutely unique. It is easy to find similar lures elsewhere, but not in these trophy fish getting sizes. The Fatso Crank really is a unique and deadly effective weapon!



JERKBAIT & PULLBAITS

SURFACE LURES

VERTICAL LURES

Available colours:

RD - Real Dace / RPH - Real Perch / EP - Emerald Perch / RR - Real Roach / GT - Green Tiger
RHP - Real Hot Perch / TT - Tinsel Town

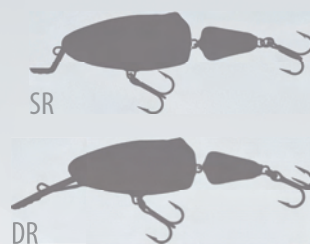
How to fish with Fatso Crank

The Fatso Crank is excellent for both casting and trolling. It is a shallow-running lure that works best depths of down to 3m; however, when trolling the addition of extra weight makes it run much deeper. The weight should be used on a paternoster link fixed about 1-1.5m in front of the lure; the weights should be matched to the depth. When used for casting the Fatso Crank only dives to 0.5m, making it perfect for hunting large predators in shallow water amid submerged vegetation. You can even use it on the surface effectively, just keep the rod tip high and see how it pushes a prominent wave in front of itself, or allow it to just submerge and "bulge" the surface. A very effective tactic is to break the retrieve from time to time and give the lure a couple of jerks; this imitates a wounded fish and can be a very important trigger for predators. The Fatso Crank is a wonderful lure for summer catfish feeding near the surface. It is very important to use suitable tackle with the Fatso Crank: we recommend a stiff rod of 2.1 to 2.4m long coupled with a multiplier and strong braided line.



SALMO since 2006 FRISKY

Lure type - crankbait
In the salmo offer since - 2006
Available sizes - 7 and 5cm
Available versions - shallow runner and deep runner
Available colours - 6
Recommended method of fishing - casting, trolling
Recommended for - pike, perch, zander, walleye, trout, seatrout



• Salmo FRISKY 5 SBO / F

• Salmo FRISKY 7 RD / SDR

model	version	length (cm)	weight (g)	hooks	recommended line (mm)	diving depth (m) spinning/trolling
FR5SR	floating	5	5	Two - No.8	0,18	1,0/1,5
FR5DR	floating	5	5,5	Two - No.8	0,18	1,5/3,0
FR7SR	floating	7	8	Two - No.6	0,23	1,0/1,5
FR7DR	floating	7	9	Two - No.6	0,23	2,0/3,5

FRISKY

Frisky is still quite new in Salmo's crankbait range. Thanks to its versatility it has gained already a wide group of fans in many countries. Recommended both for still waters and rivers and streams. Comes in two sizes – 5 and 7cm and as a shallow (SR) and deep runner (DR)

**Available colours:**

RHP - Real Hot Perch / CMD - Clown Metallic Dace / RD - Real Dace / RPH - Real Perch / GT - Green Tiger / SBO - Silver Blue Orange

How to fish with Frisky

The Frisky is a floating lure with low buoyancy, giving it a slow rise during retrieve pauses making it suitable for casting both downstream and upstream. Great results can also be achieved by fishing across the current with occasional pauses in the retrieve. We recommend this type of retrieve pattern: two or three turns with the reel, a pause, a twitch with the rod tip whilst using the reel to prevent line falling slack, then repeat. In lakes and reservoirs we fish with the Frisky the same way as with the majority of other floating lures – varying the retrieve speed with frequent pauses, and gentle twitching with the rod tip. Both Frisky versions are also excellent for trolling at various speeds. At greater depths we recommend using the SR version with additional weight.

SALMO HORNET

since 1995

Lure type – crankbait

In the salmo offer since – 1995

Available sizes – 2, 3, 4, 5 and 6 cm

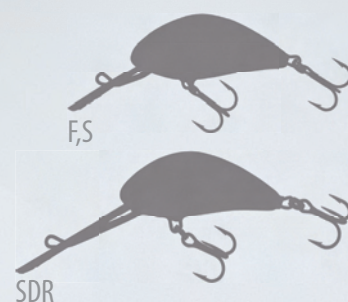
Available versions – floating, sinking and super deep runner

Available colours – 19

New colours for 2012 – RD – Real Dace / BSS – Black Silver Shad / SWS – Silver White Shad

Recommended method of fishing – casting, trolling.

Recommended for – trout, bass, walleye, perch, seatrout, pike, ide, chub, asp.



NEW
COLOUR

Salmo holographic

• Salmo HORNET 4 BSS / SDR

NEW
COLOUR

Salmo holographic

• Salmo HORNET 4 SWS / F

model	version	length (cm)	weight (g)	hooks	recommended line (mm)	diving depth (m) spinning/trolling
H2S	sinking	2,5	1,5	One - No.10	0,14	0,5/1,0
H3F	floating	3,5	2,2	One - No.10	0,16	1,0/1,5
H3S	sinking	3,5	2,6	One - No.10	0,16	1,5/2,0
H4F	floating	4	3	Two - No.8	0,16	1,5/2,0
H4S	sinking	4	4	Two - No.8	0,18	2,0/2,5
H5F	floating	5	7	Two - No.6	0,20	2,0/3,0
H5S	sinking	5	8	Two - No.6	0,20	3,0/4,0
H6F	floating	6	10	Two - No.4	0,25	2,0/3,0
H6S	sinking	6	14	Two - No.4	0,25	3,0/4,0
H4SDR	floating	4	3,8	Two - No.8	0,18	2,5/4,0
H5SDR	floating	5	7	Two - No.6	0,20	3,5/6,0

HORNET

Hornet has not gained its reputation as the hardest working crankbait in the world for nothing! Millions of Hornets are in the hands of anglers in dozens of countries and every day they're catching, helping anglers to fulfil their big fish dreams. From the time of its introduction to the market it's been an absolute best seller in Salmo's range. Hornet is effective for every species of fish, in any conditions. Just cast it out and retrieve, and Hornet will do the rest for you. Six sizes in sinking (S), Floating (F) and super deep runner (SDR) versions and many colours available make this series of lures irreplaceable both for pros or beginners.



Available colours:

RD - Real Dace
BSS - Black Silver Shad
SWS - Silver White Shad
GFP - Gold Fluo Perch
RCR - Real Crappie
GMO - Gold Metallic Orange
GSM - Golden Shiner Minnow
BE - Beetle
HGS - Holo Grey Shiner

BT - Black Tiger
GT - Green Tiger
D - Dace
DB - Dace Blue
HP - Hot Perch
GS - Grey Silver
RHH - Red Headed Hooker
RS - Real Sunfish
T - Trout
YD - Yellow Dace

How to fish with Hornet

These lures are excellent for upstream fishing: just keep the retrieve speed slightly faster than the current speed. They also work well fished downstream, hold the lure in place over deeper spots where you expect the larger specimens to be. For lakes and reservoirs they are great for both trolling and casting. It is absolutely vital that you use the correct tackle for the Hornet - light and sensitive rods, tiny snaps and swivels, and the finest line you can manage will deliver the best performance.

JERKBAIT & PULLBAITS

SURFACE LURES

VERTICAL LURES

SALMO HORNET

since 2011

Lure type – Crankbait

In the Salmo offer since – 2011

Available sizes – 9 cm

Available versions – Floating

Available colours – 6

Recommended method of fishing – casting, trolling.

Recommended for – catfish, pike

9



• Salmo HORNET 9 RR / F

model	version	length (cm)	weight (g)	hooks	recommended line/ braided line (mm)	diving depth (m) spinning/trolling
H9	floating	9	36	Two - No.1*	0,35/0,23	3,5/5

HORNET 9

Created in cooperation with the best Hungarian catfish anglers and introduced to Salmo's offer in 2011 the big Hornet 9 has already proved itself as every bit as successful as its little brothers. There aren't many other crankbaits from our competitors that can compare with Hornet 9 when it comes to reliability and quality. A floating lure with a deep diving, big action it has already proved itself capable of catching all sorts of large predators, both in rivers and still waters.



Available colours;

GT - Green Tiger / RT - Red Tiger/ D - Dace / YLG - Yellow Luminescent Grey / RR - Real Roach / PH - Hot Perch

How to Fish with Hornet 9

Hornet 9 was created in a cooperation with Hungarian anglers, mainly for catfish fishing. That's why its size, strengthened construction and stronger split rings and trebles. Its action, similarly to other Hornets, is very strong and aggressive and well felt on the rod tip. It is perfect both for casting and trolling. While fishing the rivers it is recommended to cast the lure a bit upstream and after sinking it fast to 1,5 – 2m to start a steady retrieve with constant speed. When fishing still waters a very effective trick is to pause the retrieve of the line from time to time. The lure is surfacing and it is worth to leave it on the water surface for a while. Predators attacks are extremely spectacular and hard to forget. Trolling, both with "free line" method and with the use of extra weights, is very efficient as the lure action can be observed, even if it is on a very long line, far from the boat. By observing the rod tip we can easily see if the Hornets trebles have caught any weed.



SALMO EXECUTOR

Lure type – Crankbait

In the Salmo offer since – 2004

Available sizes – 5, 7, 9 and 12 cm

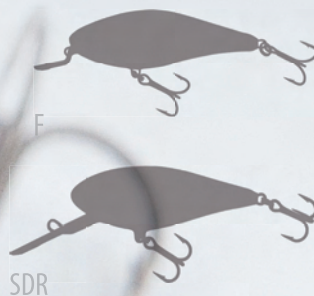
Available versions – Shallow Runner and Super Deep Runner

Available colours – 13

New colours for 2012 - GFP - Gold Fluo Perch, HSH - Holo Shiner

Recommended method of fishing – casting, trolling

Recommended for – pike, zander, bass, walleye, trout, sea trout, perch, asp, danube salmon



• Salmo EXECUTOR 5 PB / SDR

• Salmo EXECUTOR 7 GOS / F

model	version	length (cm)	weight (g)	hooks	recommended line (mm)	diving depth (m) spinning/trolling
EX5SR	floating	5	5	Two - No.8	0,20	0,6/1,2
EX5SDR	floating	5	6	Two - No.8	0,20	1,2/2,5
EX7SR	floating	7	8	Two - No.5	0,23	1,0/2,0
EX7SDR	floating	7	9	Two - No.5	0,23	1,5/3,0
EX9SR	floating	9	14,5	Two - No.4	0,25	1,5/3,0
EX12SR	floating	12	33	Two - No.1,0	0,30	2,5/5,0

EXECUTOR

Executor is a classic, a beautiful shape and unique action. Well proved on all types of fisheries – from small streams to large lakes and reservoirs. It is offered in four sizes – 5, 7, 9, 12cm and as a shallow (SR) and super deep runner (SDR). The growing number of colours allows every fan of classic crankbaits to find the perfect fishing partner. Don't leave home without one in your tackle box!



JERKBAIT & PULLBAITS

SURFACE LURES

VERTICAL LURES

Available colours:

GFP - Gold Fluo Perch / HSH - Holo Shiner / GT - Green Tiger / GOS - Gold Orange Shiner / RH - Red Head
PB - Pearl Blue / D - Dace / RHP - Real Hot Perch / RBT - Rainbow Trout / RPH - Real Perch / RD - Real Dace
RR - Real Roach / T - Trout

How to fish with Executor

The standard method for lake fishing is to retrieve with varying speed, allowing the Executor to rise close to the surface occasionally. For trolling the best version is the shallow runner with a weight placed 0.8-1.2m in front of the lure on a paternoster link. Also trolling with flat-line is very effective. Specially in case of the bigger Executors – 9 and 12. In large rivers a well-proven method is to cast across the current or downstream and to retrieve the lure slowly. For small streams it is best to cast upstream and the Executor 5SDR is the perfect lure for this.



SALMO since 2004 FANATIC

Lure type - crankbait
In the salmo offer since - 2004
Available sizes - 7 cm
Available versions - floating
Available colours - 3
Recommended method of fishing - casting, trolling with additional weight
Recommended for - trout, chub, perch, asp



• Salmo FANATIC 7 T/F

model	version	length (cm)	weight (g)	hooks	recommended line (mm)	diving depth (m) spinning/trolling
IF7F	floating	7	5	Two - No.8	0,18	0,5/1,0

FANATIC

Is another Salmo classic, a jointed crankbait with very vibrant, snake-like action. It is an excellent choice for light spinning, both on small streams or even on large lakes. One universal size – 7cm and shallow runner (SR) version only.



Available colours:

RG - Real Gobio / RSM - Real Smelt / T - Trout

How to fish with Fanatic

The Fanatic will get takes from the craftiest trophy fish but those takes can be delicate so use sensitive tackle. It is best used in shallow water (0.5 – 2m), and the most reliable results come from a very slow retrieve combined with occasional twitches. The Fanatic can be used for trolling, with or without additional weight. Any weight should be used on a paternoster link and no closer than 0.8m in front of the lure. When using extra weight you obviously need a heavier rod and we recommend braided line of 0.08 mm diameter for trolling, such a set-up means that the fish usually set the hook themselves.



SALMO since 2003 TENO

Lure type – crankbait
 In the salmo offer since - 2003
 Available sizes – 7 cm
 Available versions - floating
 Available colours – 4
 Recommended method of fishing – casting, trolling flat line and with additional weight
 Recommended for – trout, salmon, sea trout, perch, asp, zander



● Salmo TENO 6 HP / F

model	version	length (cm)	weight (g)	hooks	recommended line (mm)	diving depth (m) spinning/trolling
ST6	floating	6	7	Two - No.6	0,25	1,0/1,5

TENO

This is a specialist lure created with cooperation with Finnish masters of trolling for salmon on large rivers; the name comes from a well known salmon river Tenojoki. Teno is offered in one size – a 6cm and a floater. Its main feature is a sharp pointed lip and special profile. This lip with its exclusive weight balance makes the Teno action in a strong river current absolutely unique. Every swirl of the river current causes this lure to 'jump' a little to the side, vibrating in an extremely deceptive way: a signal to attack for any predator! Teno has proved itself to be extremely successful when fishing for all river predators.



Available colours:

CYP - Clown Yellow Perch / RG - Real Gobio / HP - Hot Perch / T - Trout

How to fish with Teno

The Teno is balanced like no other lure to perform in fast current and runs with a very irregular action. Fish love it and so will anyone who fishes this bait. You can troll or cast the Teno with equal success. The most efficient way of fishing is across the current or downstream. Excellent results will be given if the retrieve is paused for a while from time to time, so the action is given only by the current and a lure is stationary.



SALMO since 2004 TINY

Lure type - crankbait
In the salmo offer since - 2004
Available sizes - 3 cm
Available versions - floating and sinking
Available colours - 10
New colour for 2012 - BT Black Tiger
Recommended method of fishing - casting
Recommended for - chub, trout, ide, perch



• Salmo TINY 3 SI / S



• Salmo TINY 3 LB / F

model	version	length (cm)	weight (g)	hooks	recommended line (mm)	diving depth (m) spinning/trolling
IT3F	floating	3	2	Two - No.12	0,14	0,3/0,5
IT3S	sinking	3	2,5	Two - No.12	0,14	0,3/0,5

TINY

Tiny, is like its name, a small body that hides an extreme inner strength. One size only – 3cm floating (F) and sinking (S) versions. Its main feature is a very aggressive, high frequency action. It is recommended for casting, and can be used both on rivers and still waters.

NEW
COLOUR



BT



LB



HC



OYT



SBT



SI



BC



YT



CC



GGT

Available colours:

BT - Black Tiger / LB - Ladybird / BC - Black Cockchafer / YT - Yellow Tiger / CC - Cockchafer / GGT - Green Gold Tiger
HC - Hot Cockchafer / OYT - Orange Yellow Tiger / SBT - Silver Blue Tiger / SI - Silver



How to fish with Tiny

For both upstream and downstream fishing the Tiny is an excellent choice, by using both sinking and floating versions of this crankbait you can effectively fish all the promising-looking spots on a river. A classic way of fishing with this lure in large rivers is casting the lure across the flow and retrieving as slowly as possible. In small streams with a lot of obstacles to casting you should let the lure move with the current as far as possible and then retrieve it slowly upstream, with pauses, allowing it more time in the most interesting places.



SALMO MINNOW

since 1991

Lure type - crankbait / twitchbait
 In the salmo offer since - 1991
 Available sizes - 5, 6, 7 and 9 cm
 Available versions - floating, sinking and super deep runner
 Available colours - 13
 New colours for 2011 - HBL - Holo Bleak
 Recommended method of fishing - casting, trolling
 Recommended for - pike, zander, trout, walleye, asp, bass



• Salmo MINNOW 6 DB / F

• Salmo MINNOW 5 OTR / S

model	version	length (cm)	weight (g)	hooks	recommended line (mm)	diving depth (m) spinning/trolling
M5F	floating	5	3	Two - No.10	0,18	0,5/1,0
M5S	sinking	5	5	Two - No.10	0,18	0,8/1,5
M6F	floating	6	4	Two - No.8	0,18	0,5/1,0
M6S	sinking	6	6	Two - No.8	0,18	1,0/1,5
M7F	floating	7	6	Two - No.5	0,20	1,0/1,5
M7S	sinking	7	8	Two - No.5	0,20	1,5/2,0
M9F	floating	9	10	Two - No.4	0,22	0,8/1,2
M9S	sinking	9	12	Two - No.4	0,22	1,5/2,5
M7SDR	floating	7	7	Two - No.6	0,22	2,5/4,0

MINNOW

Minnow is one of the oldest lure in Salmo's range. Right from the very start it has been a consistent seller with continued interest from anglers all around the world. Offered as 5, 6, 7 and 9cm and as floating (F), sinking (S) and super deep runner (SDR) versions. A very gentle, vibrant action characterises the Minnow, it has already tempted thousands of predators in lakes and rivers, on all continents. With a large variety of colours it's easy to choose the exact pattern for any fishery you choose to fish.



RBT

RD

GT

HP

RR

T

CMD

CYP

D

GS

NEW
COLOUR

OTR

HBL

M

D

DB

GS

Salmo holographic

RBT

RD

GT

HP

PH

RR

T

JERKBAIT & PULLBAITS

SURFACE LURES

VERTICAL LURES

Available colours of F, S:

OTR - Orange Trout / HBL - Holo Bleak / M - Minnow / D - Dace / DB - Dace Blue / GS - Grey Silver
 RBT - Rainbow Trout / RD - Real dace / GT - Green Tiger / HP - Hot Perch / PH - Perch
 R - Real Roach / T - Trout

Available colours of SDR;

RBT - Rainbow Trout / RD - Real dace / GT - Green Tiger / HP - Hot Perch / RR - Real Roach /
 T - Trout / CMD - Clown Metallic Dace / CYP - Clown Yellow Perch / D - Dace
 GS - Grey Silver

How to fish with Minnow

All the standard methods of lure fishing will work with the Minnow. In rivers they can be fished upstream, downstream and across the flow, you should always vary the retrieve speed and remember to add occasional twitches. The Minnow 7 SDR is an excellent trolling lure, working well at all boat speeds.



SALMO STING

since 2001

Lure type - twitchbait

In the salmo offer since - 2001

Available sizes - 6, 9 and 12 cm

Available versions - floating and suspending

Available colours - 12

New Colours for 2012 - RBL - Real Bleak

Recommended method of fishing - casting, downrigger trolling

Recommended for - zander, walleye, pike, asp, sea trout, salmon, trout, sea bass

F,SP



● Salmo STING 12 RBL / SP

Salmo holographic

● Salmo STING 9 GCS / F

Salmo holographic

model	version	length (cm)	weight (g)	hooks	recommended line (mm)	diving depth (m) spinning/trolling
S6F	floating	6	3,5	Two - No.8	0,18	0,8/1,5
S6SP	suspending	6	4	Two - No.8	0,18	1,0/2,0
S9F	floating	9	9	Two - No.4	0,20	1,0/2,0
S9SP	suspending	9	10	Two - No.4	0,23	1,5/2,5
S12F	floating	12	14	Two - No.2	0,23	1,5/3,0
S12SP	suspending	12	16	Two - No.2	0,23	2,0/4,0

STING

Sting is a classic twitchbait with a delicate and fine action. In 6, 9 and 12 cm sizes and floating (F) and suspending (SP) versions. Its slender body imitates many of the species of prey fish that predators in both lakes and rivers survive. Colours are either very imitative, or classic fantasy. This makes choosing the right one for your fishing situation easy. Built in rattle adds to the lure's attraction. It's also worth mentioning the toughness and durability of this lure – the steel frame recently tested to over 40 kilos breaking strength of for a 9cm model!



Available colours:

RBL - Real Bleak / SCS - Silver Chartreuse Shad / GCS - Gold Chartreuse Shad / HBL - Holo Bleak
BL - Bleak / BMB - Black Metallic Bleak / GS - Grey Silver / GT - Green Tiger / HP - Hot Perch
SMB - Silver Metallic Bleak / T - Trout

How to fish with Sting

When casting in rivers and streams we cast across the current and retrieve slowly. The floating version is very useful for when allowed to float downstream to good predator holding spots before beginning the retrieve. For more lively predators such as asp or seatrout you should increase the retrieve speed, and keep the rod tip high to prevent the lure diving too deeply. The suspending Sting s will hold their depth when the retrieve is stopped without sinking, that suspending moment can provoke the most sluggish of predators; once you have the lure at the desired depth you should retrieve it with a series of soft pulls (0.5 to 1 m) and pauses, during the pauses watch the line carefully and prevent it from falling slack so you can see gentle takes and set the hooks effectively. For trolling the Sting works equally well with or without additional weights, to attain greater depth a weight should be fixed 1m in front of the lure.

JERKBAIT & PULLBAITS

SURFACE LURES

VERTICAL LURES


SALMO THRILL

since 2007

Lure type - twitchbait
 In the salmo offer since - 2007
 Available sizes - 7 and 9 cm
 Available versions - sinking
 Available colours - 4
 Recommended method of fishing - casting / fast retrieves under surface
 Recommended for - asp, sea trout, seabass



• Salmo THRILL 9 OB

 Salmo holographic

• Salmo THRILL 7 HBL

model	version	length (cm)	weight (g)	hooks	recommended line (mm)	diving depth (m) spinning/trolling
TH7	sinking	7	13	Two - No.5	0,20	-
TH9	sinking	9	25	Two - No.4	0,22	-

THRILL

Though Thrill is a newcomer and in our offer since 2007, it has already become a classic of its kind. It is the first, mass-produced lure dedicated for asp fishing on the market. Its unique features and incredible effectiveness in catching this predator quickly made it one of Salmo's best sellers. This sinking lure is available in 7 and 9 cm sizes and is designed for an extra long casts and very fast retrieve. Life like forage fish colours available make it easy to choose the right lure for your fishery and its water colour conditions.



Available colours:

HBL - Holo Bleak / BMB - Black Metallic Bleak / OB - Olive Bleak / RBL - Real Bleak

How to fish with Thrill

We created this lure in 2007 especially for asp fishing. It turned out though that there are many other uses for that lure. Everywhere where predators feed on small, slim, silver fish and long casts are required, Thrill works great. No matter whether in fresh or saltwater! Despite its high weight to size ratio this lure is made to retrieve just under the surface. It is to fish the lure like this where predators prey on large schools of fish such as bleak. There are two basic techniques of fishing with Thrill. The first one is the simplest yet very effective and relies on very fast line retrieve with constant speed, while keeping rod tip up. You can even permit the lure to jump over the water from time to time, just like small prey fish do when trying to avoid deadly predator's jaws. However, if for any reason a slower retrieve speed is necessary, you should combine the slower retrieve with a rod tip jerking action. This allows the lure to still stay close enough to the surface, yet it moves much more slowly. The jerking action produces bonus flashes provoking predators to strike. Similar to many other lures a mixed technique often turns out to be the best - fast line retrieve with occasional slow downs and jerks.



SALMO PERCH

since 1992

Lure type - crankbait / twitchbait

In the salmo offer since - 1992

Available sizes - 8, 12 and 14 cm


Available versions - floating, shallow runner, deep runner and super deep runner

Available colours - 8

New colour for 2012 - HGS Holo Grey Shiner

Recommended method of fishing - casting, trolling

Recommended for - pike, muskie, perch, zander, walleye, bass, nile perch



NEW
COLOUR

• Salmo PERCH 12 SBO / SDR

Salmo holographic

• Salmo PERCH 8 HGS / F

model	version	length (cm)	weight (g)	hooks	recommended line / braided line (mm)	diving depth (m) spinning/trolling
PH8F	floating	8	12	Two - No.4	0,22/0,13	0,5/1,0
PH8DR	floating	8	14	Two - No.4	0,22/0,13	1,5/2,5
PH12SR	floating	12	36	Two - No.1/0	0,28/0,19	0,5/1,5
PH12F	floating	12	36	Two - No.1/0	0,28/0,19	2,0/4,0
PH14SR	floating	14	50	Two - No.2/0	0,30/0,20	0,5/1,5
PH14F	floating	14	50	Two - No.2/0	0,30/0,20	3,0/6,0
PH8SDR	floating	8	14	Two - No.4	0,23/0,14	3,0/6,0
PH12SDR	floating	12	40	Two - No.1/0	0,30/0,20	4,0/9,0
PH14SDR	floating	14	58	Two - No.2/0	0,30/0,23	5,0/12,0

PERCH

One of the oldest lures in Salmo's range, it really is an absolute classic of its kind. Excellent aerodynamics, strong action and proven colours. Those features made Perch one of the must – have in the boxes of not only the European predators' anglers, but also anglers worldwide. Offered in 8, 12 and 14 cm sizes and as a shallow (SR), floating (F) and super deep runner (SDR) versions.

Perch F, SR, DR



Perch SDR



Additional colours of SDR:

LRH - Luminescent Red Head / HP - Hot Perch / SBO - Silver Blue Orange

Available colours:

HGS - Holo Grey Shiner / PB - Pearl Blue / GS - Grey Silver
GT - Green Tiger / HP - Hot Perch / PH - Perch / RR - Real Roach

How to fish with Perch

As it is available in many versions, this lure can be used in many ways and is effective in almost any situation. For spinning we recommend the Shallow Runner (SR) and Floating (F) versions. The F version is a classic crankbait; a slow retrieve with occasional pauses or twitches of the rod tip is deadly. The SR version is a typical twitchbait; perfect for shallow and weedy areas. As with other twitchbaits, the real action of this lure is unlocked when using long pulls with the rod, and reeling to remove the slack line. Using this method the lure sweeps sideways often breaking the surface, even reaching the water surface. This kind of action, broken with occasional pauses, can be absolutely lethal for predators. The Perch in Super Deep Runner (SDR) is a really special lure. The big lip can reduce casting ability so this version is especially recommended for trolling. The enormous depths reached by these lures (the Perch 14SDR dives down to 12 m!) makes them top of their class among trolling baits.

JERKBAIT & PULLBAITS

SURFACE LURES

VERTICAL LURES

SALMO SKINNER

since 2004

Lure type - twitchbait
In the salmo offer since - 2004
Available sizes - 10, 12, 15, and 20 cm
Available versions - floating
Available colours - 6
New colour for 2012 - HP - Hot Perch
Recommended method of fishing - casting (twitching)
Recommended for - pike, muskie, zander, bass, nile perch



• SalmoSKINNER 12 HP / F

• SalmoSKINNER 12 RGS / F

model	version	length (cm)	weight (g)	hooks	recommended line / braided line	diving depth (m) spinning/trolling
SK10F	floating	10	15	Two - No.4	0,20 / 0,12 mm	0,5/1,5
SK12F	floating	12	19	Two - No.2	0,25 / 0,18 mm	0,5/1,5
SK15F	floating	15	52	Two - No.1/0	0,32 / 0,20 mm	1,0/2,0
SK20F	floating	20	92	Two - No.4/0	0,40 / 0,25 mm	1,0/2,0

SKINNER

Skinner is a classic twitchbait. Acknowledged by many specialists around the world as the most effective lure of its kind available on the market, anywhere. A floating bait that is available in 10, 12, 15 and 20cm sizes. The unique, characteristic, wide and strong action of all of the Skinners makes this a unique lure.



Available colours:

HP - Hot Perch / HGS - Holo Grey Shiner (size 10 cm only) / GT - Green Tiger
RGS - Real Grey Shiner / RR - Real Roach / RT - Red Tiger

How to fish with Skinner

There are very few lures that can be used as a surface lure, jerkbait or twitchbait: the Salmo Skinner is one such lure, allowing all three techniques to be used interchangeably and for casting you really should mix them for the best results. The Skinner has a good action when retrieved at the slowest speeds, but it really shows its class when it is twitched. It is very easy to twitch just retrieve at a steady speed with a short jerk now and then; longer and stronger strokes with the rod will have the Skinner skipping left and right – exactly what large predators like to see, and they often react with uncontrolled aggression. When trolling with the Skinner its effectiveness is improved if you actively jerk the lure from time to time.



SALMO since 1992

WHITE FISH



Lure type - crankbait / twitchbait

In the salmo offer since - 1992

Available sizes - 13 cm

Available versions - floating, deep runner, jointed, super deep runner

Available colours - 4

Recommended method of fishing - casting (twitching), trolling

Recommended for - pike, muskie, danubean salmon, zander, walleye



• Salmo WHITEFISH 13 BS / SDR

• Salmo WHITEFISH 13 HP / F

model	version	length (cm)	weight (g)	hooks	recommended line / braided line (mm)	diving depth (m) spinning/trolling
SW13F	floating	13	20	Two - No.2	0,26/0,15	1,0/1,5
SW13DR	floating	13	21	Two - No.2	0,26/0,15	2,0/3,0
SW13JF	floating	13	18	Two - No.2	0,26/0,15	0,5/1,0
SW13JDR	floating	13	19	Two - No.2	0,26/0,15	1,5/2,5
SW13SDR	floating	13	22	Two - No.2	0,26/0,15	3,0/7,0

WHITEFISH

Whitefish is one of the group of the oldest Salmo lures. From its very beginnings it has had a big fan base who think that this twitchbait is the best of its type on the market. This 13 cm lure comes in floating (F), deep running (DR) and super deep runner (SDR) versions. Whitefish 13 is also available in a deadly jointed (J) version.



Available colours:

BS - Blue Silver / GT - Green Tiger / HP - Hot Perch / RH - Red Head

How to fish with Whitefish

A steady retrieve, quite slow, with soft pulls on the rod is the best way to work the Salmo Whitefish in rivers or lakes. You use sideways pulls on the rod tip to get the Whitefish to move in a stop-start fashion, with each pull the lure should move about 0,5 - 0,8m. On a steady retrieve you should slow it down or even allow it stop periodically. The floating versions can be used for trolling either as they are or with an additional weight fixed directly on the main line or on a paternoster link.



SALMO since 2003

WARRIOR CRANK



Lure type - twitchbait
In the salmo offer since - 2003
Available sizes - 15 cm
Available versions - floating, sinking
Available colours - 4
Recommended method of fishing - casting (twitching)
Recommended for - pike, muskie, zander, catfish, snaper, jack crevalle



• Salmo WARRIOR CRANK 13 RR / F

model	version	length (cm)	weight (g)	hooks	recommended line / braided line (mm)	diving depth (m) spinning/trolling
W15C	floating	15	55	Two - No.4/0	0,30/0,20	0,5/1,5
W15CS	sinking	15	75	Two - No.4/0	0,35/0,23	2,0/2,5

WARRIOR CRANK

Warrior Crank is absolutely unique. Thanks to the critical balance of a very compact body and ideally sized diving vane, this lure has its own characteristic, unique action. Excellent aerodynamic features combined with a low water resistance make it a unique weapon for any trophy fishing predator angler. Warrior Crank is available in 15cm size and floating (F) and sinking (S) versions.



Available colours:

GT - Green Tiger / RPH - Real Perch / RGS - Real Grey Shiner / RR - Real Roach

How to fish with Warrior Crank

Use an erratic retrieve with speed variations and twitches to get the best results from the Salmo's Warrior Crank. You can fish this lure on the surface if you keep the rod tip high when retrieving, and takes on the surface from large predators stay etched in our memories for a long time. The Warrior Crank will troll down to 3m without additional weight; to fish deeper water you can add an additional weight (50-200g) on a paternoster link at least 1m in front of the lure. The sinking model of the Warrior Crank where a twitching technique proves the most effective. Of course, pauses in retrieving are exceptionally important, that's when the Warrior Crank sinks very slowly inviting those indecisive predators to dinner.



SALMO PIKE

since 1992

Lure type - crankbait/twitchbait
 In the salmo offer since since - 1992
 Available sizes - 9, 11, 13, 16 cm
 Available versions - floating, jointed, shallow runner,
 deep runner and super deep runner
 Available colours - 5
 Recommended method of fishing - casting, trolling
 Recommended for - pike, muskie, zander




• Salmo PIKE 13 RPE / JDR

• Salmo PIKE 9 HPE / F

model	version	length (cm)	weight (g)	hooks	recommended line/braided line	diving depth (m) spinning/trolling
PE9F	floating	9	9	Two - No.5	0,20/0,10	0,5/1,0
PE9SDR	floating	9	10	Two - No.5	0,20/0,10	2,0/3,0
PE11F	floating	11	15	Two - No.4	0,22/0,12	0,5/1,0
PE11DR	floating	11	16	Two - No.4	0,22/0,12	1,5/2,5
PE11JF	floating	11	13	Two - No.4	0,22/0,12	0,5/1,0
PE11JDR	floating	11	14	Two - No.4	0,22/0,12	1,5/2,5
PE13JF	floating	13	21	Two - No.2	0,25/0,12	1,2/2,0
PE13JDR	floating	13	24	Two - No.2	0,25/0,12	2,0/3,0
PE16SR	floating	16	52	Two - No.2/0	0,30/0,20	0,5/1,5
PE16F	floating	16	52	Two - No.2/0	0,30/0,20	2,0/5,0

PIKE

Pike is one of the oldest models in the Salmo family. It is impossible to count the number of huge specimen pike caught on this lure. This versatile crankbait is offered in a number of sizes and depth patterns. In 9, 11, 13 and 16 cm sizes and as a shallow runner (SR), floating (F), deep runner (DR) and super deep runner (SDR) and in one or two piece jointed body versions (J).



Available colours:

HPE - Hot Pike / PE - Pike / RPE - Real Pike
SSM - Silver Spotted Muskies (size 16cm only)
CTM - Custom Tiger Muskies (size 16cm only)

How to fish with Pike

All floating models from the Pike family are first class for fishing in bank-side shallows on lakes at depths from 0.5m (the Pike 9F and Pike 11F) down to 3-4m (the Pike 9SDR and Pike 16F). Like all the Pike lures it is best to retrieve the Pike 13 Jointed slowly but with some speed variations and frequent pauses. In large rivers cast downstream and retrieve against the flow, allowing the lure to stop occasionally close to bank features and over submerged vegetation where predators may be hiding.



SALMO WHACKY NEW

since 2012

Lure type – Crankbait
 In the Salmo offer since – 2012
 Available sizes – 12cm
 Available versions – Floating
 Available colours – 6
 Recommended method of fishing – trolling
 Recommended for – zander, salmon, sea trout, trout, landlocked salmon, ferox, walleye



• Salmo WHACKY 12 YZ0 / F

• Salmo WHACKY 12 GFL / F

model	version	length (cm)	weight (g)	hooks	recommended line/ braided line	diving depth (m) spinning/trolling
WY12	floating	12	10	Three – No. 5	0,25/0,12	1,0/1,5

WHACKY

Salmo's new model for 2012 – next Salmo lure created in cooperation with Finnish trolling masters. Thanks to unique lip shape and precise weight balance, Whacky action is absolutely inimitable and irregular. Offered in one size – 12 cm and floating (F) version only.



Available colours:

GFL – Green Fluo / GS – Grey Silver / GT – Green Tiger / YZO – Yellow Zebra Orange
SCS – Silver Chartreuse Shad / GCS – Gold Chartreuse Shad

How to fish with Salmo Whacky

This lure is designed for trolling for trout / landlocked salmon/ seatrout and zander. You can use this lure from spring to fall, because the action changes depending on the trolling speed, that you can control yourself. It works on shallow water, on top of deep water and in any depth with sinker/diver disc/downrigger as you like. Even though this lure is perfect for trolling it still can be used also in river fishing in strong streams. The round lip gives to lure attractive unstable action.



SALMO JACK

since 2001

Lure type - jerkbait
In the salmo offer since - 2001
Available sizes - 18 cm
Available versions - floating and sinking
Available colours - 2
Recommended method of fishing - casting
Recommended for - pike, muskie



F,S



• Salmo JACK 18 HPE / F

model	version	length (cm)	weight (g)	hooks	recommended line/ braided line	running depth (m) spinning/trolling
J18F	floating	18	60	Two - No.4/0	0,35/0,23 mm	1,0/1,5
J18S	sinking	18	70	Two - No.4/0	0,35/0,23 mm	2,0/3,0

JACK

The Salmo Jack was the first mass produced jerkbait, along with Salmo Fatso, to be made by any of the European manufacturers. It's a classic Salmo's design. For the last ten years, this pullbait has been acknowledged as one of the most effective lures for a large pike. Offered in one size – 18cm and two versions – floating (F) and sinking (S)



Available colours:

HPE - Hot Pike / RPE - Real Pike

How to fish with Jack

The Jack is a great jerkbait for bank anglers: its aerodynamic properties will astound everyone! Those aerodynamics also make it very accurate which is just as useful of course when boat fishing. The floating Jack has already won approval as an indispensable member of the lure boxes of many trophy anglers. It works best in spring, in shallow (0.5 - 2m) areas but the introduction of the sinking version has opened new avenues of exploration and now the Jack can be used over deeper water. The sinking version of the Jack has to be worked differently to the floater; it should be a calmer, more measured retrieve. Pauses between strokes should be longer if you want the lure to run deeper but it is still not a lure for great depths. However, do not be surprised when your Jack, being retrieved 2m down, is attacked by a huge green monster coming up from depths of 5m or more - old and experienced predators just cannot resist such a tempting target!

The sinking Jack can be fished successfully in water as shallow as 1m, but if you want it run deeper just allow it to sink to the required depth before beginning the retrieve then use long slow strokes of the rod. To keep it shallow do the opposite, fast and short rod strokes and if necessary keep the rod tip higher. After each stroke with your rod allow a 1-2 second pause, and be prepared - a following fish usually strikes immediately the lure moves after a pause.



SALMO since 2001 FATSO

Lure type - pullbait
In the salmo offer since - 2001
Available sizes - 10 and 14 cm
Available versions - floating and sinking
Available colours - 8
New colour for 2012 - RD Real Dace
Recommended method of fishing - casting, trolling
Recommended for - pike, muskie, zander, catfish



• Salmo FATSO 14 EP / S

• Salmo FATSO 10 GS / F

model	version	length (cm)	weight (g)	hooks	recommended line/ braided line	running depth (m) spinning/trolling
F10F	floating	10	48	Two - No.1	0,30/0,20 mm	0,8/1,2
F10S	sinking	10	52	Two - No.1	0,30/0,20 mm	1,2/2,0
F14F	floating	14	85	Two - No.4/0	0,30/0,20 mm	1,0/1,5
F14S	sinking	14	115	Two - No.4/0	0,30/0,20 mm	2,0/3,0

FATSO

As with Jack, the Salmo Fatso started a new era of huge popularity of jerkbaits in Europe. This Salmo design has been copied many, many times, during the last ten years, but is still unrivalled in its class. The critical, unique shape and balance, has made Fatso's incredible action so deadly for large predators. Offered in 10 and 14 cm and as a floating (F) and sinking (S) versions.



Available colours:

RD - Real Dace / EP - Emerald Perch / GS - Grey Silver / GT - Green Tiger
RHP - Real Hot Perch / RPH - Real Perch / RR - Real Roach / TT - Tinsel Town

How to fish with Fatso

This lure can be used in many ways. It is as effective using a very busy retrieve with many delicate jerks and synchronized twitches as it is for trolling at constant speeds. Over weedy shallows of 0.5 – 1 m we fish with the rod tip held high. In deeper places we lower the rod tip and rhythmically jerk the lure with downwards strokes of the rod tip. The sinking model is irreplaceable when fish are not biting very well. It should be retrieved very slowly, with frequent pauses. The Fatso sinks very slowly during these pauses, but it still keeps its action. It is very important to always keep a tight line so you can detect takes on the drop and strike positively. When trolling at the depths of 2 – 4 meters you can use the floating version of the Fatso without additional weights, this is especially effective in places where the depth varies. For deep water trolling at depths of 4 – 15 m we recommend using additional 50 – 200 g weights tied on a paternoster link well in front of the lure.



SALMO SLIDER

since 2003

Lure type - glider

In the salmo offer since - 2003

Available sizes - 5, 6, 7, 10 and 12 cm

Available versions - floating and sinking

Available colours - 26

New Colours for 2012 - NAV - Navigate / PUT - Purple Tiger

Recommended method of fishing - casting

Recommended for - pike, muskie, zander, bass, catfish, jack crevalle, rooster fish



F,S

NEW
COLOUR

NEW
COLOUR

• Salmo SLIDER 10 NAV / S

• Salmo SLIDER 7 PUT / F

model	version	length (cm)	weight (g)	hooks	recommended line/ braided line	running depth (m) spinning/trolling
SD5F	floating	5	6	Two - No.8	0,18/0,10 mm	0,5/0,5
SD5S	sinking	5	8	Two - No.8	0,18/0,10 mm	1,0/0,5
SD6F	floating	6	11	Two - No.6	0,20/0,12 mm	0,5/0,5
SD6S	sinking	6	13	Two - No.6	0,20/0,12 mm	1,0/0,5
SD7F	floating	7	17	Two - No.4	0,23/0,12 mm	0,5/0,5
SD7S	sinking	7	21	Two - No.4	0,23/0,12 mm	1,0/0,5
SD10F	floating	10	36	Two - No.1	0,30/0,20 mm	1,0/1,0
SD10S	sinking	10	46	Two - No.1	0,30/0,20 mm	1,0/1,0
SD12F	floating	12	60	Two - No.2/0	0,35/0,20 mm	2,0/1,0
SD12S	sinking	12	70	Two - No.2/0	0,35/0,23 mm	2,0/1,0

SLIDER

The Salmo Slider is a jerkbait known as a glidebait. Since its introduction in 2002 it continues to be absolute top-selling bait. The unique shape and action of the Slider has made it not only one of the greats, but the most copied lure on European market today. Every year, even the biggest players add Slider copies to their ranges, their offer is not complete one. Slider is available in 5, 6, 7, 10 and 12 cm sizes and both floating (F) and sinking (S) versions. It is worth mentioning that the tiny Slider 5cm is the smallest glidebait in mass production anywhere in the world.




Available colours:

GFP - Gold Fluo Perch / NAV - Navigate / PUT - Purple Tiger / HGS - Holo Grey Shiner / HSH - Holo Shiner
CYP - Clown Yellow Perch / LIB - Liban / PE - Pike / BE - Beetle / CTM - Custom Tiger Muskies / YCO - Yellow Copper
CK - Carbon Killer / RGS - Real Grey Shiner / RSH - Real Shiner / EP - Emerald Perch / RH - Red Head / RT - Red Tiger
GS - Grey Silver / RHP - Real Hot Perch / GT - Green Tiger / RPH - Real Perch / TT - Tinsel Town / MB - Mackerel Blue
RR - Real Roach / YS - Yellow Sunfish / PA - Parrot / RS - Real Sunfish

How to fish with Slider

Usually the Slider is fished with a regular series of rod strokes while retrieving the quickly, the rod strokes should be quite energetic and fast. Before fishing proper you should always make a few casts and practise retrieves in clear water to watch the Slider's behaviour and get your timing right, when you do the Slider will turn acutely from side to side, each turn at a right angle to the direction of retrieve. Do not allow slack line to form after each jerk, for one thing it is important to have a tight line so you can set the hook when you have a take but also the sharp turns of the Slider can take it back over the line and may tangle if it is not properly controlled. Other "schools" of Slider fishing have developed, the Slider works so well that many different styles of retrieve will work under different conditions. Whatever style you choose and find effective you should concentrate to make sure you maintain that style, so you must be aware of your Slider's behaviour at all times. The style of retrieve pattern that you choose is very important, for instance when water temperatures are very low (2 – 5C) the best results will be achieved by fishing slowly, with pauses of up to 3 seconds long between jerks, and those jerks should be gentle. The sinking Slider is obviously the right tool for this style, there is subtle movement from the lure as it sinks which is an additional attractor for predators. When water temperatures are higher then the retrieve speed should be increased. The Slider is surprisingly good for shallow trolling, let it out between 10 and 30m behind the boat and jerk it just as you would when casting, every couple of seconds.



JERKBAIT & PULLBAITS

SURFACE LURES

VERTICAL LURES

SALMO since 2010 SWEEPER

Lure type - jerkbait/pullbait
In the salmo offer since - 2010
Available sizes - 10, 12, 14 and 17 cm
Available versions - sinking
Available colours - 6
New colour for 2012 - RR Real Roach, RGS Real Grey Shiner
Recommended method of fishing - casting, trolling
Recommended for - pike, muskie, peacock bass, crevalle



• Salmo SWEEPER 14 RPE / S

• Salmo SWEEPER 10 CYP / S

model	version	length (cm)	weight (g)	hooks	recommended line/ braided line	running depth (m) spinning/trolling
SE10	sinking	10	19	No.4	0,28/0,15 mm	0,5
SE12	sinking	12	34	No.1	0,30/0,17 mm	0,5
SE14	sinking	14	50	No.2/0	0,35/0,20 mm	1
SE17	sinking	17	97	No.4/0	0,35/0,23 mm	1

SWEEPER

The Sweeper is the youngest child in Salmo's glidebait family. Thanks to its tough, high quality build values and amazing effectiveness for large predators, this lure gains more and more new fans every season. The Sweeper is a sinking (S) lure in four sizes – 10, 12, 14 and 17 cm and just a few critical colours. Another Salmo modern classic!




Available colours:

RGS - Real Grey Shiner / RR - Real Roach / TS- Turquoise Shad / CYP - Clown Yellow Perch / RPE - Real Pike / HP - Hot Perch

How to Fish with Sweeper

The goal of fishing a Sweeper is to imitate a baitfish that is injured or is very weak. Their confused state makes them dart in one direction then simply glide in the water to re-gain their strength and then they dart in another. This fast to slow action is what a predator fish is looking for in an easy meal. You can cast or troll a Sweeper, but casting gives you the best ability to vary the retrieve techniques to get a strike. To make the Sweeper glide, you simply start with your rod tip pointed at the horizon, you then snap your rod tip downward then pause, snap it again and the lure will dart the other direction and glide. The length of time between your snaps and the briskness of your rod snap will control how wide of a glide the bait will make. For this reason a rod with a stiff tip is preferred when fishing this lure. The Salmo Sweeper is a slow sinking lure specifically designed for this type of fishing since this is exactly what injured baitfish do, they slowly start to sink. You can expect most of your strikes to occur just after you snap the bait and it is gliding or almost standing completely still. Be sure to watch the Sweeper water in the water if you can. Often times you will watch the bait gliding and the fish attack, it is one of easiest and more most enjoyable lures you will ever fish.



SALMO since 2002

CHUBBY DARTER

Lure type - vertical lure
 In the salmo offer since - 2002
 Available sizes - 3, 4, 5 cm
 Available versions - sinking
 Available colours - 7
 Recommended method of fishing - vertical jigging
 Recommended for - perch, pike, zander, walleye, trout



• Salmo CHUBBY CARTER 5 D

Salmo holographic

• Salmo CHUBBY CARTER 3 GHP

model	version	length (cm)	weight (g)	hooks	recommended line (mm)
CD3	sinking	3,5	3,2	Two - No.14	0,12
CD4	sinking	4,5	6	Two - No.10	0,14
CD5	sinking	5	9	Two - No.8	0,18

CHUBBY DARTER

From its introduction in 2002, the Chubby Darter remains the only vertical wobbler in the world. Designed for ice fishing, it works vertically whether or not it's rising or falling. To achieve a proper control of the lure it's very important to use the correct tackle. A sensitive rod with that can be used as a strike indicator and the thinnest line available are the critical elements of the set-up. These allow you to use Chubby Darter features with maximum effectiveness and, quite simply, catch more fish! Offered in 3.5, 4.5, and 5 cm sizes.



Available colours:

GHP - Gold Hot Perch / PH - Perch / D - Dace

RR - Real Roach / YMD - Yellow Metallic

HP - Hot Perch / YPH - Yellow Perch

How to fish with Chubby Darter

The Chubby Darter works well no matter how you raise and lower it but to stimulate the most predators we recommend lifts and drops of 60 cm. You should practise by observing the lure in clear, shallow water, or an aquarium, to find the optimum speed to get the best from the Chubby Darter; the lure should wobble strongly when both rising and falling. After each cycle you should pause, depending on the fish species and conditions, for between 2 and 10 seconds. Start fishing near the bottom and cover all depths back to the surface, shortening the line by 1 meter after each cycle. When the fish are not biting well we recommend adding an extra artificial (like a twister-tail) or natural (like an earthworm or small dead fish) baits on the belly treble, you could also replace the treble hook with a single. You can attach a bait hook on a short leader to the belly or rear hanger, this should be made of line a little thinner than the main line and be between 1 and 3 cm long. But it is often the case that simply adding a little artificial or natural attractor (like fish mucus or blood) will be enough to get wary fish to take the lure.



SALMO since 2004

GIANT CHUBBY

Lure type - vertical lure

In the salmo offer since - 2004

Available sizes - 14 cm

Available versions - sinking

Available colours - 5

Recommended method of fishing - vertical jigging, trolling flat-line

Recommended for - pike, muskie, lake trout



• Salmo GIANT CHUBBY 14 RSH

• Salmo GIANT CHUBBY 14 RPH

model	version	length (cm)	weight (g)	hooks	recommended line/braided line
GC14	sinking	14	92	Two - No.4/0	0,40/0,25 mm

GIANT CHUBBY

The Giant Chubby is a unique lure; there is no point of searching for anything similar, because you won't find one! Designed for a vertical use, mainly when ice fishing, it has since proved to be a very effective lure in many other fishing situations. Works well either casting or active trolling, it is irreplaceable for deep and difficult fisheries. Offered in one size – 14 cm.



Available colours:

RPH - Real Perch / GT - Green Tiger / RR - Real Roach
LSH - Luminescent Shiner / RSH - Real Shiner

How to fish with Giant Chubby

The Giant Chubby is an extremely versatile lure, vibrating strongly both as it rises and as it falls. Regardless of the technique the most effective way to use this lure is to make quite aggressive pulls that increase the vibration from the lure, easily felt through the rod. Whether jigging or casting the jerks should be fluent but fast and should be about 1m long. It is important to keep the line tight at all times both to detect takes as the lure falls and to prevent occasional tangles when loose line can wrap around the belly treble. When trolling keep the boat moving fast and enhance the lure's action by rhythmic jerking, these jerks should again be strong and positive. This lure can work very well when all others have failed.



SALMO ZIPPER

since 2005

Lure type - vertical lure/crankbait

In the salmo offer since - 2005

Available sizes - 4,5 and 7 cm

Available versions - sinking

Available colours - 8

New colour for 2012 - GFP - Gold Fluo Perch / SBS - Silver Blue Shad

Recommended method of fishing - casting, vertical jigging

Recommended for - walleye, zander, perch, bass, pike, asp



• Salmo ZIPPER 7 RCW



• Salmo ZIPPER 4 HP

model	version	length (cm)	weight (g)	hooks	recommended line (mm)
SZ4	sinking	4,5	9,5	Two - No.10	0,18
SZ7	sinking	7,5	15	Two - No.5	0,23

ZIPPER

Salmo's Zipper is a typical vertical jerkbait. It's easy to cast and it's noisy, thanks to precisely designed system of rattles. The special placing of the rear treble, makes sure it tangles less often during the casts than the competition's similar models. An excellent offer both for ice fishing as well as for vertical fishing from the boat and traditional casting. Now in two sizes, 4 and 7 cms. The new baby brother Zipper 4 introduced in 2012.



Available colours:

GFP - Gold Fluo Perch / SBS - Silver Blue Shad / GT - Green Tiger / HP - Hot Perch / LRR - Luminescent Real Roach
PBO - Pearl Black Orange / RCW - Red Crawdad / GMO - Gold Metallic Orange

How to fish with Zipper

The Salmo Zipper is a great choice in any fishery with just about any technique you try. Remember with any retrieve pattern to keep the line tight on pauses or drops and to make the best use of the built-in loud rattles, fast and aggressive retrieves are often the best way to use the Zipper. In lakes and reservoirs it can be very effective to allow the Zipper to hit bottom and kick up little clouds of silt, this can lure predators for quite a distance. In rivers retrieve the Zipper across the current, allowing brief pauses from time to time. The Zipper can work wonders when trolled and as with many trolled lures it works best when worked rhythmically and gently with the rod as you go.

SALMO POP

since 2001

Lure type - popper
In the salmo offer since - 2001
Available sizes - 6 cm
Available versions - floating
Available colours - 8
Recommended method of fishing - casting
Recommended for - bass, perch, pike, asp



• Salmo BULLHEAD POPPER

• Salmo POP 6 YPH

• Salmo POP 6 SMS

model	version	length (cm)	weight (g)	hooks	recommended line (mm)	running depth (m) spinning
P6	floating	6	7	Two - No.5	0,22	surface

POP

Salmo Pop is a simple but effective popper. Classic shape, critical mass and ideal balance make this lure easy to cast, every time. Add the casting ability to the superb action and you have a faultless topwater bait. Pop is offered in one size – 6cm.



Available colours:

GMS - Gold Metallic Shiner / WF - White Frog / BB - Baby Bass / SH - Shiner
YPH - Yellow Perch / CK - Carbon Killer / SMS - Silver Metallic Shiner / YF - Yellow Frog

How to fish with Pop

There are several ways of fishing with poppers – you have to adjust your technique according to the level of fish response. When fish are taking well it is a good tactic to retrieve the Salmo Pop fast at a constant speed although the Pop makes relatively little disturbance used like this. Alternatively with a series of twitches the Pop will make fish-attracting “plopping” noises and leave a trail of bubbles in its wake. After each twitch allow the Salmo Pop to rest for as much as a couple of seconds before tightening up and “popping” it again. When fish are lazy it is a good idea to try making a series of “jumps” with the Salmo Pop, each jump should be 0.3 – 0.5m long, make two or three jumps then allow the lure to rest on the surface for 3 – 4 seconds before repeating the jumps. Most often it will be some combination of these 3 techniques that will bring the best results.



SALMO ROVER

since 2005

Lure type - surface „walk the dog lure“ (stickbait)
 In the salmo offer since - 2005
 Available sizes - 7 cm
 Available versions - floating
 Available colours - 5
 New colour for 2012 - WSP Wasp
 Recommended method of fishing - casting
 Recommended for - bass, perch, pike, asp



• Salmo ROVER 7 PBO

• Salmo ROVER 7 HP

model	version	length (cm)	weight (g)	hooks	recommended line (mm)	running depth (m) spinning
RV7	floating	7	11	Two - No.5	0,20	surface

ROVER

Rover is a mix of stickbait and popper. With the skilful merging of those two types of lures, we achieved a construction with excellent aerodynamic values and a unique action. Add all that to a built-in rattle and you have one heck of a topwater bait. Lure is offered in one size – 7cm.



Available colours:
WSP - Wasp / PBO - Pearl Black Orange / CBK - Chrome Black / YF - Yellow Frog / HP - Hot Perch

How to fish with Rover

The Rover is a versatile surface lure designed to be used with all standard surface fishing techniques. "Walking-the dog" with the Rover is easier than ever with gentle rhythmic strokes of the rod tip. It is also easy to use as a popper and sometimes great results can be enjoyed by simply retrieving it straight across the surface at a constant fast speed. However, you should find that combining all these 3 techniques would provide the best results. In lakes the Rover is used for fishing between patches of reeds and over shallow areas with submerged vegetation. After casting we wait a few seconds before retrieving with any of the various techniques and every couple of metres we pause and leave the lure floating motionless for a few seconds. The Rover is an excellent lure for asp, both in rivers and lakes, the best places in rivers is in slacks where the flow is very slow or stationary. Whatever you do be sure to make the most of this lure's versatility, experiment to find the best blend of techniques to suit the conditions.



SALMO since 2005

SPITTIN ROVER

Lure type - surface „prop“ lure
 In the salmo offer since - 2005
 Available sizes - 7 cm
 Available versions - floating
 Available colours - 5
 New colour for 2012 - WSP Wasp
 Recommended method of fishing - casting
 Recommended for - bass, perch, pike, asp



• Salmo SPITTIN ROVER 7 CBK

• Salmo SPITTIN ROVER 7 PBO

model	version	length (cm)	weight (g)	hooks	recommended line (mm)	running depth (m) spinning
SRV7	floating	7	11	Two - No.5	0,20	sub surface

SPITTIN' ROVER

The Spittin' Rover is a close sibling to the Rover, but with the addition of the small tail propeller, in front of the rear treble. This small change makes Spittin' Rover a completely different lure. Its main field of action is the surface of the fishery or even just sub-surface. When predators are on the hunt in the topwater layers it is simply excellent. Offered in 7 cm size.



Available colours:

WSP - Wasp / PBO - Pearl Black Orange / CBK - Chrome Black
YF - Yellow Frog / HP - Hot Perch

How to fish with Spittin' Rover

There are various ways to fish with the Spittin' Rover that can bring success. A constant speed retrieve is effective as is using a series of twitches, or occasional twitches that make the lure dive with its characteristic splashing noise before bobbing back up to the surface.

SALMO since 2005

MAAS MARAUDER

Lure type - surface „walk the dog” lure

In the salmo offer since - 2005

Available sizes - 13 and 19 cm

Available versions - floating

Available colours - 4

Recommended method of fishing - casting

Recommended for - pike, muskie, peacock bass, crevalle



• Salmo MASS MARAUDER 19 SNO

• Salmo MASS MARAUDER JR 13 RR

model	version	length (cm)	weight (g)	hooks	recommended line / braided line (mm)	running depth (m) spinning
MM Jr	floating	13	36	Two - No.3/0	0,30 / 0,20	surface
MM	floating	19	80	Two - No.4/0	0,32 / 0,23	surface

MAAS MARAUDER

Introduced to Salmo's range in 2005, the Maas Marauder was created in cooperation with an American musky angling legend – Alan Maas. Its specific walk the dog action makes it a great choice as a surface lure for anglers targeting very large predators on lakes, rivers and saltwater. Offered in 13 and 19cm sizes.



Available colours:

RW - Real Walleye / GT - Green Tiger / SNO - Starry Night Orange / RR - Real Roach

How to fish with Maas Marauder

The Maas Marauder is a surface glider that is great to cast and easy to fish with. After each rod stroke it turns slightly, performing a deceptive zigzag dance across the water surface that is irresistible to most predators. By varying the speed and strength of the rod stroke it is easy to see the lure's action changing according to your control. Variations in speed and action combined with breaks in the retrieve are often the best triggers for predators to strike. Remember though like with all surface lures do not strike when you see the fish but wait until you feel it through the rod before setting the hooks.



SALMO since 2005

TURBO JACK

LURE TYPE - surface „prop“ lure
 IN THE SALMO OFFER SINCE - 2005
 AVAILABLE SIZES - 17 cm
 AVAILABLE VERSIONS - floating
 AVAILABLE COLOURS - 3
 RECOMMENDED METHOD OF FISHING - casting
 RECOMMENDED FOR - pike, muskie, peacock bass



• Salmo TURBO JACK 13 SNO

model	version	length (cm)	weight (g)	hooks	recommended line / braided line (mm)	running depth (m) spinning
TJ13	floating	17	65	Two - No.5/0	0,30 / 0,20	surface

TURBO JACK

Is a typical, surface prop-bait, that was created in cooperation with a musky angler and publisher of Musky Hunter monthly - Jim Saric. Its critical weight balance gives the lure extreme casting abilities and the proper body balance gives a fantastic hook-up. Turbo jack is offered in one size – 17cm.



Available colours:

GT - Green Tiger / HPE - Hot Pike / SNO - Starry Night Orange

How to fish with Turbo Jack

The best places to use the Turbo Jack are over shallows with lots of vegetation, not just near the bank but on off shore humps and reefs, the best locations will have varied depths from 0.5 – 4m. After making a long cast you retrieve at varying speeds so the Turbo Jack makes as much noise as possible, this is a good technique for river catfish as well. If you notice a predator following the lure just keep the retrieve going exactly as before and only set the hooks when you feel the fish through the rod.



SALMO ACCESSORIES & PROMOTIONAL MATERIALS

T-shirt



back

front

SALMO ZIP HOODED SWEATSHIRT 125g

Available colors

- dark blue
- black

SALMO HOODED SWEATSHIRT

300g

Fleece



Caps



Mini Catalogue



Poster

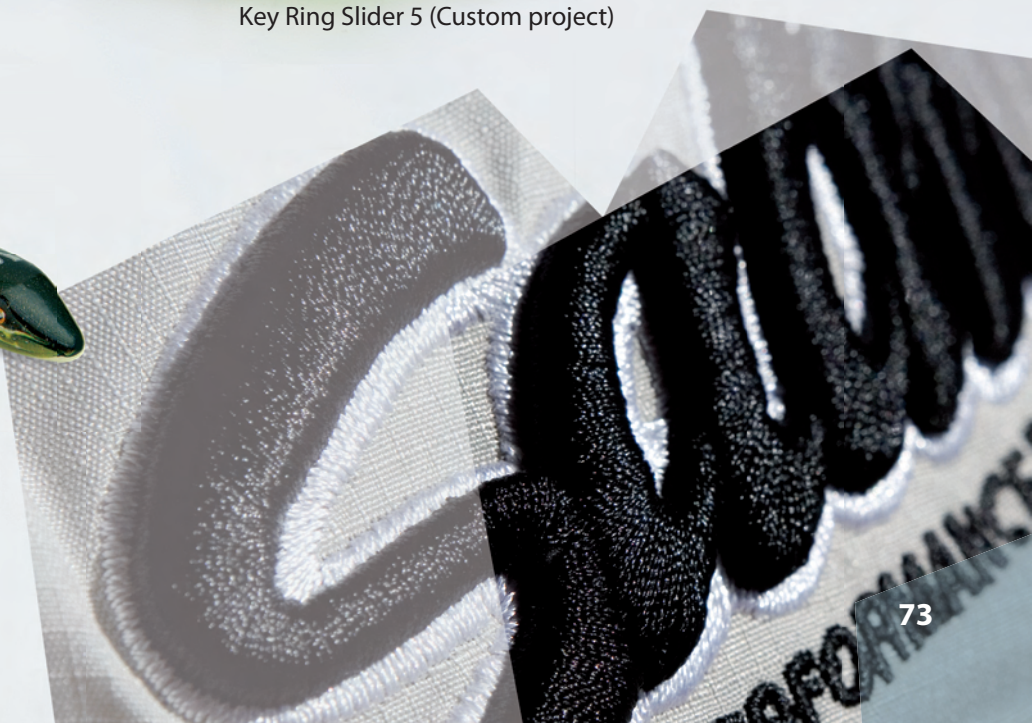


Key Ring Slider 5 (Custom project)



Key Ring Pike

Key Ring Bullhead



SALMO ACCESSORIES & PROMOTIONAL MATERIALS



Salmo Sticker (12 cm)



Boat Stickers: white, gold, black (34/26 cm)



Flag 150x100



Salmo Patch



Salmo Bag




Salmo Titanium Leader 27cm

- Single Strand (27, 36, 45kg test)
- 7 - Strand (27, 36, 45kg test)



Salmo Ruler (Boat Sticker)



Salmo Display (Custom project)



Salmo Display (box, 20 pegs)



Sticker Blue (40/30 cm)



Salmo Display (flat, 35 or 50 pegs)



www.sports.sk